

# 2019 NAMIWALKS MINNESOTA

## FACEBOOK FUNDRAISERS


These fundraisers are an easy and effective way to raise money for your walk team. Facebook covers all the costs of credit card processing, so 100% of the amount donated goes to NAMI Minnesota.

To create a Facebook fundraiser and link it to your team, you must already be registered and have created a team at [namiwalks.org/Minnesota](http://namiwalks.org/Minnesota). Facebook will automatically use the information you have written on your page as the “Story” for your Facebook Fundraiser, so make sure you have customized your walk page. You will not be able to change this before it is posted.

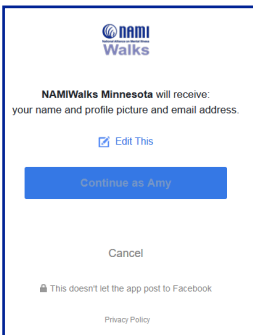
Login, then look for the Dashboard link at the top of the page.




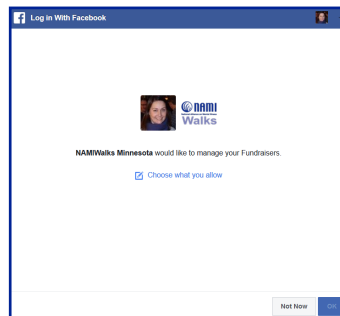
Once you are there, you'll see a scrolling series of images, and one of them is the Facebook option.



Choose Create a Facebook Fundraiser twice. This will open a pop-up window to log in to Facebook.



Choose Continue...then click OK to allow connectivity to your team page.



That's it! Facebook will create the Fundraiser and post the first post.

